











Eurofleurs 2017 -Final Results-

Place	Name	First Name	Nr.	Country	Penal Task 1		Penal Task 2		Penal Task 3		Penal Task 4		Penal Task 5		Total Result
					Task 1 t.	Total	Task 2 t.	Total	Task 3 t.	Total	Task 4 t.	Total	Task 5 t.	Total	
1	Nagy	Gabor	4		83,432	83,432	86,940	3 84,332	87,818	87,818	84,252	84,252	77,544	77,544	417,378
2	Van Laer	Sören	2		80,932	3 78,504	84,456	84,456	80,322	10 72,29	86,234	86,234	83,584	83,584	405,068
3	Haapatalo	Heli	10		77,808	77,808	76,796	76,796	89,712	89,712	73,408	73,408	85,486	85,486	403,210
4	Klink	Hidde	7		77,610	2 76,058	74,812	74,812	80,504	80,504	73,396	73,396	77,73	77,73	382,500
5	Forsberg	Signe	6		52,364	2 51,317	77,630	1 76,854	71,258	71,258	74,350	74,350	78,552	78,552	352,330
6	Bouzková	Iva	8		67,618	1 66,942	75,374	6 70,852	80,146	80,146	71,576	10 64,418	65,38	65,38	347,738
7	Klinar	Brigita	3		59,286	3 57,507	68,714	68,714	64,482	64,482	76,376	14 65,683	80,778	5 76,739	333,126
8	Cooper	Louisa	9		73,970	73,97	56,188	56,188	69,724	69,724	73,406	73,406	58,878	58,878	332,166
9	Möglich	Christina	5		49,358	49,358	75,004	75,004	53,632	53,632	63,912	4 61,356	80,988	80,988	320,338
10	Lutostanski	Kamil	1		63,778	2 62,502	57,474	1 56,899	68,968	15 58,623	74,806	6 70,318	60,916	60,916	309,258